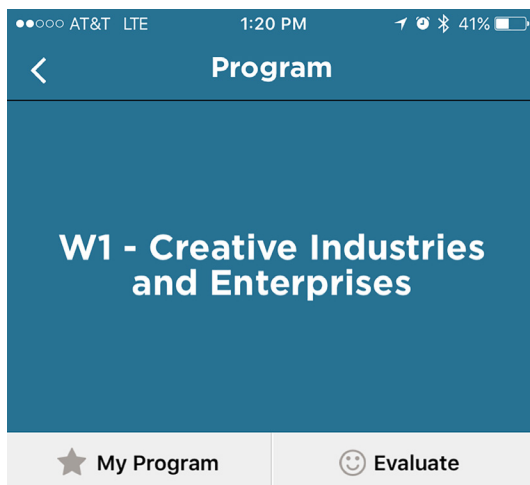


# How to complete the workshop evaluations

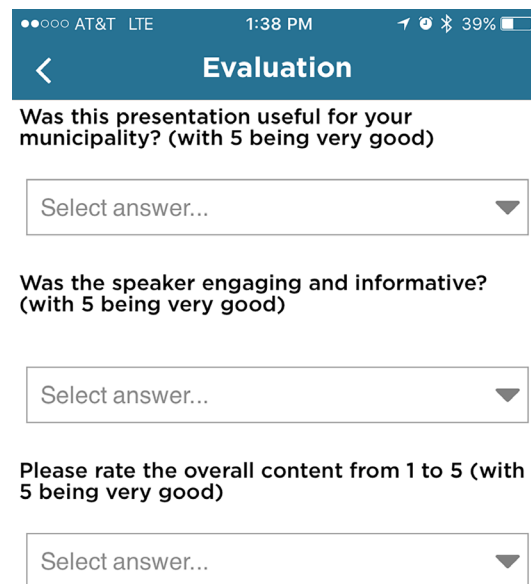


After you install the NMML app, (instructions on the reverse side) activate the event. Then click on the 3 line icon in the upper left hand corner of the app to show the side menu (left photo) .

Click on the Program and scroll to W1-W4 (below left photo).



01:00 PM - Wednesday August 16, 2017  
Pioneer Room




After you click on the Evaluate/smiley icon (above), complete the quick set of evaluation questions (above right photo).

Thank you, your feedback is very important for future planning.

TO DOWNLOAD  
AND INSTALL



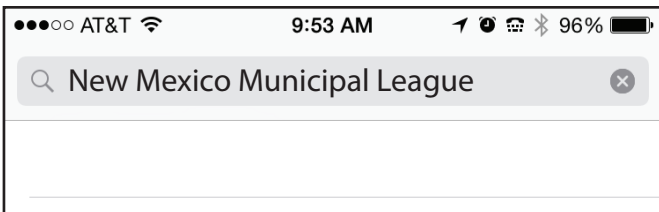
NEW MEXICO MUNICIPAL  
LEAGUE MOBILE APP




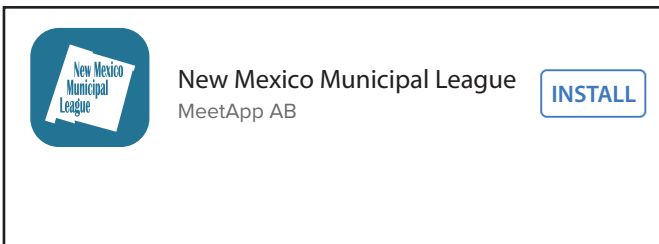
1. Click on the “App Store” and click “Search”



2. Search for “New Mexico Municipal League”

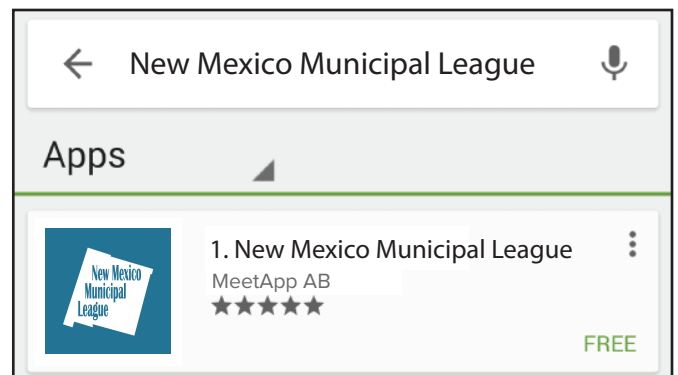


3. Click “INSTALL” or “GET”

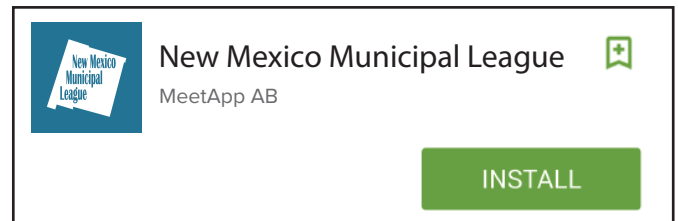


1. Click on the “App Store”

2. Search for “New Mexico Municipal League”



3. Click “INSTALL”



Once install has completed, launch New Mexico Municipal League

- Fill in your information and make sure “**Allow push notifications from this event**” is checked
- Click “OK” when asked if you’d like New Mexico Municipal League to send you Push Notifications
- For Android, click Accept to allow New Mexico Municipal League to access your device

